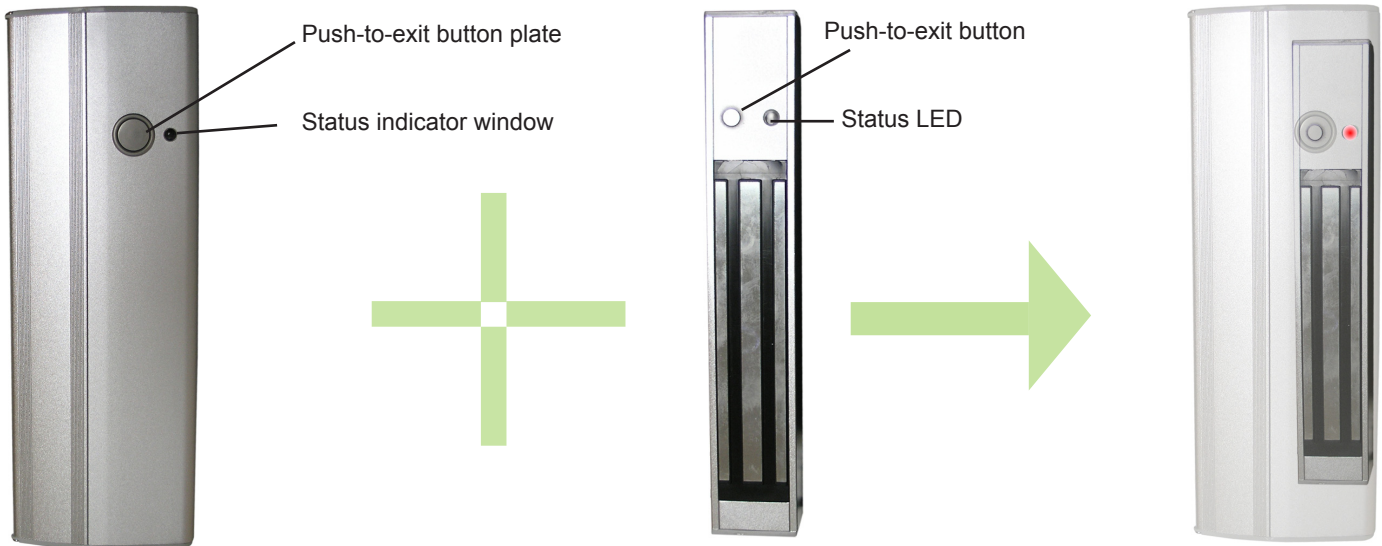



COR-ACC350

MAGNETIC LOCK W/ HANDLE AND PUSH-TO-EXIT BUTTON

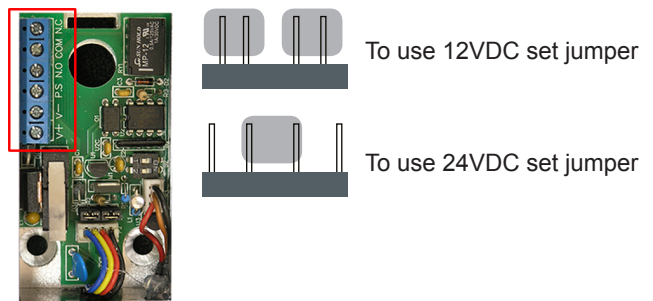
The COR-ACC350 combines an integrated door handle with a concealed magnetic door lock. Suitable for right- or left-hand door, swing and 90-degree style. An on-board LED indicated RED when the door is locked and GREEN when the door is ready for opening. An installation guide and a mounting kit (with alignment template) are included.



SPECIFICATIONS

Construction	Integrated handle, electromagnetic base
Indicators	Bi-color LED (green-open, red-locked)
Push-to Exit Switch	Included in handle
Door lock status	Relay output N.O. & N.C.
Material	Aluminum, alloy and steel
DIMENSIONS	
Handle / Cover	300mm x 107.95mm x 58.0mm 11.8 inches x 4.25 inches x 2.3 inches
Electromagnet	274.0mm x 46.0mm x 30.0mm 10.8inches x 1.8 inches x1.2 inches
ELECTRICAL CONNECTIONS	
Power	12VDC or 24VDC Gnd to V-, +12 or +24VDC to V+
External Push-to-Exit switch	V- and P.S.
Door Status	Depending on sensor, use N.O & COM or N.C. & COM

Jumper & Switch Configurations



To set length of time door for door open, set S2



COR-ACC350

